


Name: \_\_\_\_\_

Direction: Use a cotton tip to make the leaves of the tree below, use color paint to paint the leaves.




Name: \_\_\_\_\_


Direction: Trace the names and color the insects below.




Bee



Butterfly



Beetle



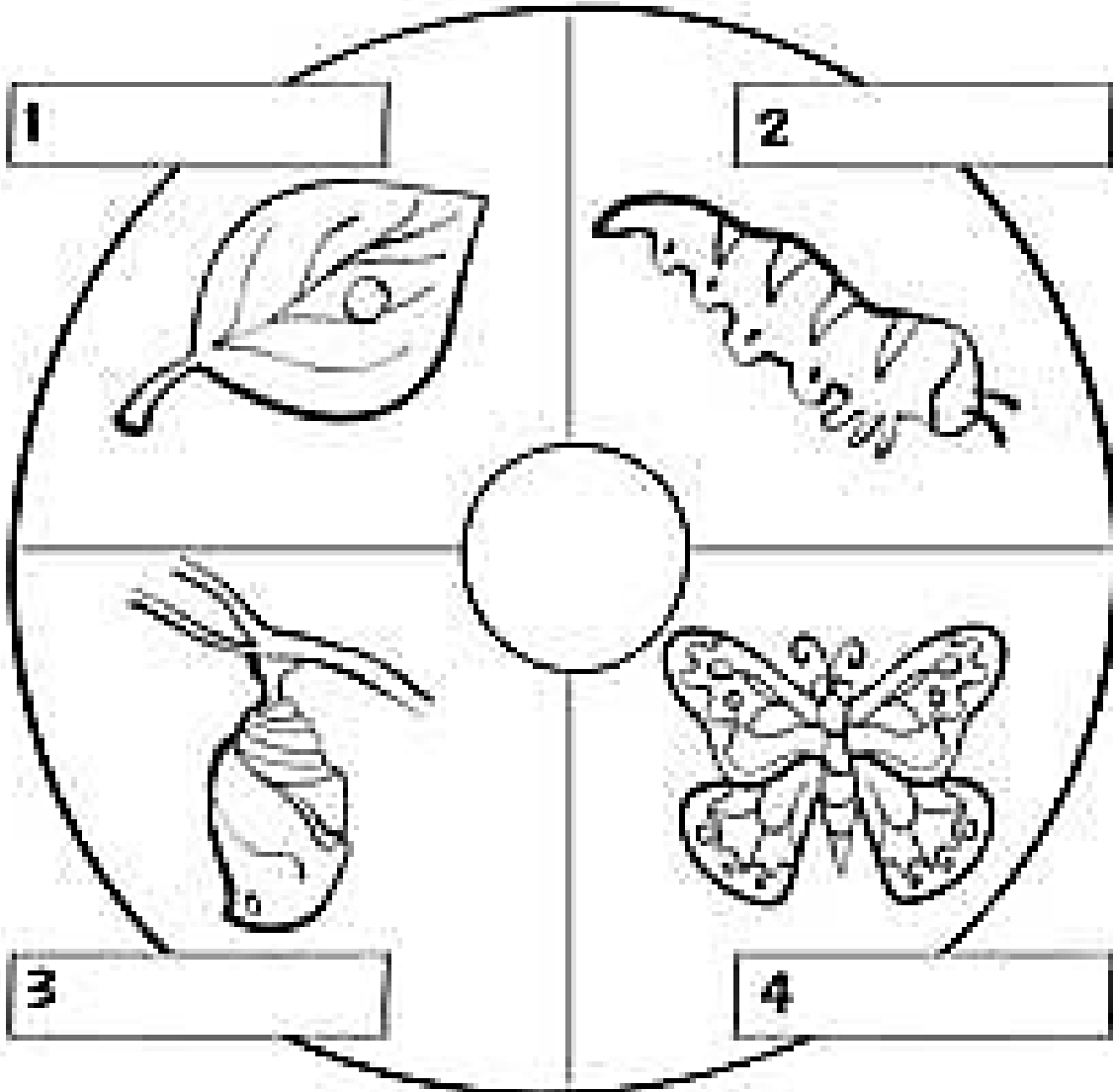
Dragonfly

Name: \_\_\_\_\_

Direction: Write the stages of butterfly life cycle and color the pictures on each stage.

# Life cycle of a Butterfly

Color the life cycle stages below.



Name: \_\_\_\_\_

[www.cherryteacher.com](http://www.cherryteacher.com)

Cut out the stages of the butterfly life cycle and paste it on the correct picture

Caterpillar

Butterfly

Chrysalis

Egg

Name: \_\_\_\_\_

Direction: Find the fruit words in the puzzle and write them below the fruit pictures.

# Fruit Word Search



\_\_\_\_\_



\_\_\_\_\_



\_\_\_\_\_



\_\_\_\_\_



\_\_\_\_\_



\_\_\_\_\_



\_\_\_\_\_



\_\_\_\_\_



\_\_\_\_\_



\_\_\_\_\_

KIDPID.COM

P	A	P	A	Y	A	C	E	Y
C	U	G	R	A	P	E	S	L
H	M	M	A	P	E	S	E	E
E	A	P	P	L	E	A	Y	M
R	N	U	C	K	O	A	I	O
R	G	J	F	O	I	O	R	N
Y	O	B	A	N	A	N	A	L
O	R	A	N	G	E	Y	J	K

Name: \_\_\_\_\_

Direction: Cut and arrange the order of how to grow and plant a rice.



1

2

3

4

Name: \_\_\_\_\_

Direction: Cut and paste to the correct box where the structures belong.

Natural Structures	Manmade Structures



Name: \_\_\_\_\_

Direction: Color the drawing below, showing the vibrant and rich culture of Thailand.



**COLOR THE WORLD**



**Thailand**  
Flag of Thailand



**Fun Fact**  
A traditional folk dance of Thailand, known as the Maeng Maeng, is performed for the Maeng Maeng festival. It is a traditional dance performed for the Maeng Maeng festival.

Name: \_\_\_\_\_

Direction: Color and trace the land transportation vehicles.

# LAND TRANSPORTATION

Color the Vehicle and Trace the text.



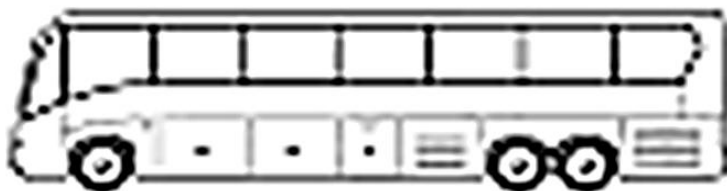
TRAIN



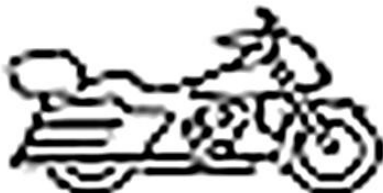
CAR



BICYCLE



BUS



MOTORCYCLE







TRUCK

Name: \_\_\_\_\_

Direction: Color the pictures using the primary color.













# Primary Colors Activity: Color the objects.



Name: \_\_\_\_\_

Direction: Match the shapes to the objects who has the same shape.

# Shape Match





Name: \_\_\_\_\_

Match the Object to Its Texture:



# Hard or Soft?

Draw a line from each object to the correct texture box.



**HARD**

**SOFT**



Name: \_\_\_\_\_

Draw a lines to connect the pictures and the matching communication tools.

1.



2.



3.



4.



Name: \_\_\_\_\_

Direction: Encircle the symbols that match on the word given below.

<p>National Animal</p>			
<p>National Bird</p>			
<p>National Flower</p>			
<p>National Sport</p>			
<p>National Religion</p>			

Name: \_\_\_\_\_

Direction:

# Color the Needs or Wants



Color the needs green



Color the wants orange



Name: \_\_\_\_\_

Direction: Draw a line to connect the object to the bin where it belong.

 Plastic bottle	
 Paper cup	
 Bottle	
 Can	
 Plastic bags	
 Newspaper	